

# INTERIM PROCEDURES FOR VIEWING ADOBE CONNECT VIDEOS

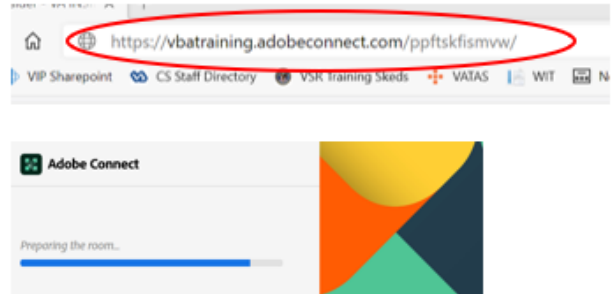
## 1. Disconnect VPN

*NOTE: you will only need to be off VPN for 30 to 60 seconds*




## 2. Paste link to the video in the EDGE browser

*After Adobe Connect prepares the room, the video screen will open*

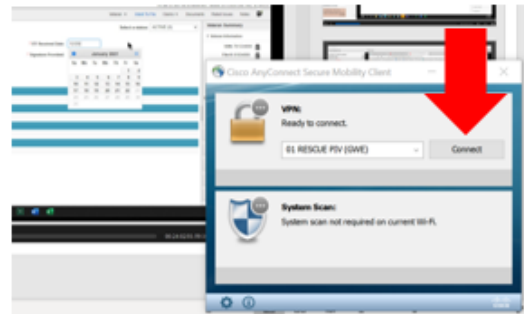


## 3. Select the "Play Recording" button and wait for the video to start.



## 4. Connect VPN

*Note: an error message may appear "Network lost, waiting to reconnect"*



The video will return shortly after VPN is connected

